

ภาคผนวก จ

เอกสารสอบเทียบเครื่องมือวิเคราะห์ของ บริษัท ยูไนเต็ด แอนนาลิสต์
แอนด์ เอ็นจิเนียริง คอนซัลแตนท์ จำกัด

List of Instruments Certification for Air & Noise Quality Analysis

No.	Instrument/Equipment	Parameter	Manufacturer	Model/Serial No.	Calibrator	Certification No.	Date of Calibration	Due date of Calibration	Remark
Ambient									
1	Orifice Transfer Standard Calibrator	Total Suspended Particulate (TSP) Particulate Matter < 10 µm (PM ₁₀)	Tisch Environmental, Inc.	TE-5025A 3383	Jiranatee Associates Co., Ltd.	CL-003-65	26 Jul 22	25 Jul 24	-
2	U-Tube Manometer	Total Suspended Particulate (TSP) Particulate Matter < 10 µm (PM ₁₀)	Dwyer	1221-36-W/M -	Technology Promotion Association (Thailand-Japan)	23P1402	9 May 23	8 May 24	-
4	Aneroid Barometer	Total Suspended Particulate (TSP) Particulate Matter < 10 µm (PM ₁₀)	Barigo, Germany	-	Technology Promotion Association (Thailand-Japan)	22P2728	22 Jul 22	21 Jul 23	-
5	Dial Thermo-Hygrometer	Total Suspended Particulate (TSP) Particulate Matter < 10 µm (PM ₁₀)	Barigo, Germany	-	Technology Promotion Association (Thailand-Japan)	22H1588	27 Jul 22	26 Jul 23	-
6	Wind Speed/Wind Direction	WS/WD	LSI LASTEM	E-LOG305 20020301	Thai Meteorological Department	413/22	12 Jul 22	11 Jul 23	-
7	Wind Speed/Wind Direction	WS/WD	LSI LASTEM	E-LOG305 21020224	Thai Meteorological Department	414/22	12 Jul 22	11 Jul 23	-
8	Wind Speed/Wind Direction	WS/WD	LSI LASTEM	05103-5 19040403	Thai Meteorological Department	415/22	12 Jul 22	11 Jul 23	-
9	Sound Level Calibrator (Acoustic Calibrator)	Calibrate Sound Level Meter	Svantek	SV35A 73249	Innovative Instrument Co., Ltd.	22-ACT-406	1 Jul 22	30 Jun 23	-
10	Sound Level Meter	L _{Aeq} 24 hr, L _{Aeq} 1 hr, L _{A90}	Larson Davis	LxT2 0005398	Innovative Instrument Co., Ltd.	22-ACT-035	21 Jan 22	20 Jan 24	-
11	Sound Level Meter	L _{Aeq} 24 hr, L _{Aeq} 1 hr, L _{A90}	Larson Davis	LxT2 0005400	Innovative Instrument Co., Ltd.	22-ACT-036	21 Jan 22	20 Jan 24	-

List of Instruments Certification for Water Quality Analysis

No.	Instrument/Equipment	Parameter	Manufacturer	Model/Serial No.	Calibrator	Certification No.	Date of Calibration	Due date of Calibration	Remark
Water									
1	pH Meter	pH	Horiba	LAQUA-PH210 HA0E0006	Technology Promotion Association (Thailand-Japan)	23CH99	23 Jan 23	22 Jan 24	-



JIRANATEE ASSOCIATES CO.,LTD.

Jiranatee Associates Co.,Ltd
63/14-15, 67/35-36
Petchkasem 7,7/1, Rd. Watthapra, Bangkokyai,
Bangkok 10600(Thailand)
Tel: +6608680812
Mobile: +66863999453
E-mail: jnac-calibration@jiranatee.com
Web site: www.jiranatee.com

Accredited calibration laboratory
ISO/IEC 17025:2017
NSC-TISI-TIS 17025
CALIBRATION 0367

Flow measurement laboratory
Calibration services department.

CERTIFICATE OF CALIBRATION

Certificate No. : CL-003-65

Page 1 of 2 Pages

MEASUREMENT ITEM : Top Load Orifice
MANUFACTURER : Tisch Environmental, Inc.
MODEL/TYPE : TE-5025A
SERIAL NUMBER : 3383
ID NUMBER : UAE.EFM.063/2560
CONDITION AS-RECEIVED : Used item
CUSTOMER : United Analyst and Engineering Consultant Co.,Ltd.
81 Soi Udomsuk 41, Sukhumvit Road, Bangchak, Phrakhanong,
Bangkok 10260

RECEIVED DATE : 15 Jul 2022
MEASUREMENT DATE : 25 Jul 2022
ISSUE DATE : 26 Jul 2022

ENVIRONMENTAL CONDITIONS:

Ambient condition in the laboratory are as follow:

Temperature	: 23.0 ± 3.0	°C
Relative Humidity	: 55.0 ± 15.0	%RH
Atmospheric Pressure	: 1010 ± 10	hPa

CALIBRATION CONDITION:

Preconditioning : 24 hours at ambient conditions.
Measurement Condition : The average values during measurement are 24.8 °C and 55.1 %RH.

TABULATION OF RESULTS:

The table on next page give the measured values.

Calibration procedure:

The Orifice gas flow device was calibrated against Standard Rotary Displacement Meter (Roots Meter) Model G65/IMC/W2-dp. The WI-CL-004 was used as a calibration guideline.

Traceability:

This certificate provides a traceability of The measurement to recognized the national standards, and to realization of the international system of units (SI) through the VSL (National Metrology Institute of Netherlands) via Certificate number: G2211901

Uncertainty of Measurement:

The reported uncertainty of measurement is based on the standard uncertainty multiplied by a coverage factor $k=2$, Which for a normal distribution corresponds to a coverage probability of approximately 95%. The standard uncertainty has been determined in accordance with the GUM 'Evaluation of measurement data - Guide to the expression of uncertainty in measurement'

Calibrated by:

- ☐ Mr. Sorawit Thachalad
☒ Miss Jitraporn Lertsomphol



Approved signatory:

Mr. Parinya Booncharoen
Calibration Department Manager

MEASUREMENT RESULTS:

The Orifice gas flow device was calibrated by direct comparison method with the Standard Rotary Displacement Meter (Roots Meter). The Humid air was used as a medium in the system. The standard conditions are 25°C (298.15 K) and 760 mmHg for standard temperature and standard pressure respectively.

Table 1: The results of Q Standard calibration data

Plate	Flow rate m^3/min	Pressure [Pa] mmHg	Temperature [Ta] °C	Temperature [Tm] °C	Δp_{meter} mmHg	$\Delta p_{\text{Orifice}}$ inH ₂ O	Y	Standard Flow [Q_s] m^3/min
1	0.697	754.265	24.640	23.960	55.399	1.699	1.299	0.643
2	1.000	754.236	24.950	24.350	62.172	3.444	1.849	0.913
3	1.118	754.323	24.730	24.210	41.925	4.582	2.133	1.051
4	1.169	754.212	24.640	24.160	31.045	5.150	2.262	1.116
5	1.416	754.175	24.480	24.210	30.117	7.629	2.754	1.353


Slope (m): 2.04804
 Intercept (b): -0.01939
 Correlation coefficient (r): 0.99982
 Uncertainty ($k=2$): 0.011 m^3/min

Table 2: The results of Q actual calibration data

Plate	Flow rate m^3/min	Pressure [Pa] mmHg	Temperature [Ta] °C	Temperature [Tm] °C	Δp_{meter} mmHg	$\Delta p_{\text{Orifice}}$ inH ₂ O	Y	Standard Flow [Q_s] m^3/min
1	0.697	754.265	24.640	23.960	55.399	1.699	0.819	0.647
2	1.000	754.236	24.950	24.350	62.172	3.444	1.167	0.919
3	1.118	754.323	24.730	24.210	41.925	4.582	1.345	1.058
4	1.169	754.212	24.640	24.160	31.045	5.150	1.426	1.123
5	1.416	754.175	24.480	24.210	30.117	7.629	1.735	1.361

Slope (m): 1.28277
 Intercept (b): -0.01223
 Correlation coefficient (r): 0.99982
 Uncertainty ($k = 2$): 0.012 m^3/min

End of Certificate of Calibration



เอกสารไม่ควบคุม



TECHNOLOGY PROMOTION ASSOCIATION (THAILAND-JAPAN)
CORPORATE SERVICES 3: EQUIPMENT CALIBRATION AND TESTING SERVICES
534/4 PATTANAKARN ROAD SOI 18, SUANLUANG, SUANLUANG, BANGKOK 10250
TEL. 0-2717-3000-24 FAX. 0-2719-9484

Certificate of Calibration

Certificate No. : 23P1402
Page : 1 of 2

Equipment : U Tube Manometer
Manufacturer: Dwyer
Model : 1221-36-W/M
Serial No.: -
ID No.: UAE.EFM.180/2561

This certificate may not be reproduced other than in full,
except with the prior written approval of the head of
Corporate Services 3: Equipment Calibration and Testing Services.

Condition As-Received: Used Item

Received Date: 26 April 2023

Calibration Date: 09 May 2023

Reference: 2304-0703WSC

Submitted by: United Analyst and Engineering Consultant Co.,Ltd.

Ambient Temperature: (23 ± 2) °C

Relative Humidity: (50 ± 15) %

81 Soi Udomsuk 41, Sukhumvit Road, Bangchak,
Phrakhanong, Bangkok 10260

Atmospheric Pressure: 1010 mbar

Procedure used: The calibration was conducted by direct comparison method against Pressure Measuring Instruments Standard according to in-house calibration procedure CP-P04, using " DKD-R 6-1 ; Calibration of Pressure Gauges, Edition 03/2014 " as a guidelines.

Condition of this result of calibration

1.Reference standards instruments :

<u>Instrument</u>	<u>Model</u>	<u>Serial No.</u>	<u>Certificate No.</u>	<u>Due Date</u>
1) Pressure Calibrator	PC106P	1189	MP-0137-22	24 Aug 2023

2.This result of calibration was made on requested at the point specified by customer.

3.Scale and conversion factor is 1 kPa = 4.0146293 inH₂O

4.This instrument was used clean air as pressure media.

5.This instrument was calibrated by applied pressure to high-port (+) side and low-port (-) side open to atmospheric pressure.

6.This instrument was installed in vertical orientation and top of the pressure port was used as the reference level.

7.The certificate is valid only to the item calibrated on date and place of calibration.

8.This Certification is traceable to the International System of Unit maintained through:-

-National Institute of Metrology Thailand (NIMT)

Calibrated by : Suwit Aussarree
Issue Date : 11 May 2023

Approved Signatory : Attapol P.
[] Phalinee Prabpaipal
[] Sura Suwannasri
[x] Attapol Panurach

เอกสารไม่ควบคุม
B 0314242



Cert.No.: 23P1402

Page: 2 of 2

Result of calibration:- Without adjustment

Function:- Pressure Measurement

Increasing Pressure

Range : 0 inH₂O to 36 inH₂O

Scale Interval : 0.1 inH₂O (The Fifth Estimate)

<u>Applied Pressure</u> (inH ₂ O)	<u>UUC Indication</u>		<u>ΔP</u> (inH ₂ O)	<u>Error</u> (inH ₂ O)
	<u>High-port side</u> (inH ₂ O)	<u>Low-port side</u> (inH ₂ O)		
0.00	0.00	0.00	0.00	0.00
2.00	1.00	-1.00	2.00	0.00
4.00	2.00	-2.00	4.00	0.00
6.00	3.00	-3.00	6.00	0.00
8.00	4.00	-4.00	8.00	0.00
10.00	5.00	-5.00	10.00	0.00
12.00	6.00	-6.00	12.00	0.00
14.00	7.00	-7.02	14.02	0.02
16.00	8.00	-8.02	16.02	0.02
18.00	9.02	-9.04	18.06	0.06
20.00	10.02	-10.04	20.06	0.06
22.00	11.00	-11.04	22.04	0.04
24.00	12.02	-12.06	24.08	0.08
26.00	13.02	-13.06	26.08	0.08
28.00	14.02	-14.04	28.06	0.06
30.00	15.02	-15.02	30.04	0.04
32.00	16.00	-16.02	32.02	0.02
34.00	17.00	-17.00	34.00	0.00
35.80	17.96	-17.98	35.94	0.14

The uncertainty of measurement was ± 0.11 inH₂O

* UUC = Unit Under Calibration

* ΔP = High-port side - Low-port side

The reported uncertainty of measurement was based on a standard uncertainty multiplied by a coverage factor $k = 2$, providing a level of confidence of approximately 95 %.

-o0o-

Attapol P.

เอกสารไม่ควบคุม
a 1160343



THAI METEOROLOGICAL DEPARTMENT

4353 Sukhumvit, Bangna, Bangkok 10260 Tel. 081-454-2804, 0-2399-0469

Calibration Certificate

Issued by : Calibration & Test Section : Meteorological Instruments Bureau

Date of Issue 12 July, 2022

Certification No. 413/22

Page : 1 of 7

Object : เครื่องมือตรวจวัดอุตุนิยมวิทยา

Manufacturer : LSI

Type : Dato Logger E-LOG 305 wind speed and wind direction DNA 821
Thermoigrometers DMA875 Barometer DQA 801
Mfg Code : Dato Logger 020020301 wind speed and wind direction 20010221
Thermoigrometers 19100298 Barometer 20030067
Customer : United Analyst and Engineering Consultant Co.,Ltd.
81 Soi Udomsuk 41, Sukhumvit Road,
Bangchak, Prakanong, Bangkok 10260.

Calibration Condition : Temperature 25.1 °C Barometric Pressure 1014.6 hPa

NATIONAL STANDARD WIND TUNNEL : Thermal Anemometer 642 S/N 91563

: HOOK GAGE NO 1425 : Wind Aloft Plotting Board

N.I.S.T. Test Reference Number 731/241460

: Ultrasonic Anemometer Model DA-650-3TV (sensor TR-90AH)

Serial Number 110730029 (sensor 120629586)

JAPAN QUALITY ASSURANCE ORGANIZATION

STANDARD THERMOMETER : Theodor Friedrich : Dry No.8390/94 Wet No. 8389/94

: testo, testo 645 Serial No. 02848057 : Thermoschneider No.918802

STANDARD BAROMETER : Digital Barometer Vaisala Type PTB220 No. V1220015

: Digital Barometer Vaisala Type PTB330 No. K4320001

Calibrated by :

Watchapol Subwat

Signed :

Mr. Pisood Promsut

Mr. Watcharapol Subwat

Mechanical Engineer

(Authorised Signatory)

เอกสรไมควบคุม
Sub-Standard Instrument



THAI METEOROLOGICAL DEPARTMENT

4353 Sukhumvit, Bangna, Bangkok 10260 Tel. 081-454-2804, 0-2399-0469

The Result of Calibration

Wind Speed And Wind Direction

Certification No. 413/22

12 July, 2022

Model DNA821 S/N 20010221

Page : 2 of 7

Standard Ultrasonic Anemometer m/sec	HOOK GAGE NO. 1425			TESTED ANEMOMETER	
	Pressure inches	Vacumm inches	Pressure hPa	Velocity m/sec	Correction m/sec
1.00	-	-	-	1.1	-0.10
3.02	-	-	-	2.9	0.12
5.00	-	-	-	4.5	0.50
7.04	-	-	-	6.8	0.24
9.02	-	-	-	8.5	0.52
11.02	-	-	-	10.8	0.22
13.01	-	-	-	12.5	0.51
15.01	-	-	-	14.8	0.21
17.02	-	-	-	16.5	0.52
20.02	-	-	-	19.8	0.22

Wind Aloft Plotting Board.	
US.DEPARTMENT OF COMMERCE WEATHER BUREAU	
WIND DIRETION	TESTED WIND DIRECTION
0	0
90	90
180	180
270	270

Calibrated by :

Watcharapol

Mr. Watcharapol Subwat

Mechanical Engineer

Calibration & Test Section

Meteorological Instruments Bureau



เอกสารไม่ควบคุม



THAI METEOROLOGICAL DEPARTMENT

4353 Sukhumvit, Bangna, Bangkok 10260 Tel. 081-454-2804, 0-2399-0469

The Result of Calibration

Barometer Model DQA801 s/n 20030067

Certification No. 413/22

12 July, 2022

Page : 3 of 7

Standard Barometer	Tested Barometer	Correction
Pressure	Pressure	
1010.77	1011.0	-0.23
1008.67	1008.9	-0.23
1010.49	1010.8	-0.31
1010.67	1011.0	-0.33
1010.78	1011.1	-0.32
1011.09	1011.5	-0.41
1011.21	1011.7	-0.49
1011.06	1011.5	-0.44
1010.80	1011.1	-0.30
1010.62	1011.0	-0.38
1010.45	1010.8	-0.35
1009.93	1010.3	-0.37
1009.78	1010.2	-0.42
1009.43	1009.8	-0.37
1009.29	1009.9	-0.61
1008.93	1009.4	-0.47
1008.66	1009.0	-0.34
1008.33	1008.7	-0.37
1008.15	1008.5	-0.35
1007.28	1007.6	-0.32

Average

0.37

Calibrated by :

Watchapol

Mr. Watchapol Subwat

Mechanical Engineer

Calibration & Test Section
Meteorological Instruments Bureau



เอกสารไม่ควบคุม



THAI METEOROLOGICAL DEPARTMENT

4353 Sukhumvit, Bangna, Bangkok 10260 Tel. 081-454-2804,0-2399-0469

The Result of Calibration

Barometer Model DQA801 s/n 20030067

Certification No. 413/22

12 July, 2022

Page : 4 of 7

Standard Barometer	Tested Barometer	Correction
Pressure	Pressure	
758.14	758.3	-0.17
756.56	756.7	-0.17
757.93	758.2	-0.23
758.06	758.3	-0.25
758.15	758.4	-0.24
758.38	758.7	-0.31
758.47	758.8	-0.37
758.36	758.7	-0.33
758.16	758.4	-0.23
758.03	758.3	-0.29
757.90	758.2	-0.26
757.51	757.8	-0.28
757.40	757.7	-0.32
757.13	757.4	-0.28
757.03	757.5	-0.46
756.76	757.1	-0.35
756.56	756.8	-0.26
756.31	756.6	-0.28
756.17	756.4	-0.26
755.52	755.8	-0.24

Average

-0.28

Calibrated by :

Watchapol

Mr. Watchapol Subwat

Mechanical Engineer

Calibration & Test Section

Meteorological Instruments Bureau



เอกสารไม่ควบคุม



THAI METEOROLOGICAL DEPARTMENT

4353 Sukhumvit, Bangna, Bangkok 10260 Tel. 081-454-2804, 0-2399-0469

The Result of Calibration

Thermoigrometers Model DMA 875 s/n 19100298

Certification No. 413/22

12 July, 2022

Page : 5 of 7

Standard Temp. °C	Temperature Sensor Reading	
	Reading °C	Correction °C
45.24	45.31	-0.07
30.36	30.46	-0.10
15.12	15.19	-0.07

Calibrated by :

Mr. Watcharapol Subwat

Mechanical Engineer



เอกสารไม่ควบคุม



THAI METEOROLOGICAL DEPARTMENT

4353 Sukhumvit, Bangna, Bangkok 10260 Tel. 081-454-2804, 0-2399-0469

The Result of Calibration

Thermoigrometers Model DMA 875 s/n 19100298

Certification No. 413/22

12 July, 2022

Page : 6 of 7

Standard Humidity % R.H.	Relative Humidity Sensor Reading	
	Reading	Correction
	% R.H.	% R.H.
84.25	82.3	1.95
62.14	62.0	0.14
41.32	42.3	-0.98

Calibrated by :

Watchapol

Mr. Watchapol Subwat

Mechanical Engineer



เอกสารไม่ควบคุม




Date of Issue 12 July, 2022

Certification No.413/22

Page : 7 of 7

ใบรับรอง

หนังสือฉบับนี้ขอรับรองว่า เครื่องวัดฝน ยี่ห้อ LSI แบบ TIPPING BUCKET
ขนาด 324 cm² Model DQA 230.1 Serial 20020189 ทำการสอบเทียบกับแก้วฝนแบบ
แก้วดวง GAUGE DIAMETER 8.0 INCHES , NEGRETTI & ZAMBRA LONDON
No 71082 และสามารถนำไปใช้ได้ มีค่าถูกต้องตามรายละเอียดของเครื่องมือ (0.2 mm/
TIP)



ลงชื่อ.....

(นายวัชรพล ทรัพย์วัฒน์)

วิศวกรชำนาญการ

เอกสารไม่ควบคุม

Certificate of Calibration

Customer

Name : UNITED ANALYST AND ENGINEERING CONSULTANT
CO.,LTD.
Address : 81 Soi Udomsuk 41, Sukhumvit Road, Bangchak,
Prakanong, Bangkok 10260

Certificate No : 22-ACT-406
Request No : Req-2022-1080

Unit Under Calibration Details

Measurement item : Acoustic Calibrator Class : 1
Manufacturer : SVANTEK Range : 94 , 114 dB / 1000 Hz
Model : SV 35A Intrument Status : Used
Serial Number : 73249
ID : UAE.EFM.105/2561

Calibration Environment and Details


Temperature : (23 \pm 2 $^{\circ}$ C)
Humidity : (50 \pm 20 %RH)
Barometric Pressure : (1013 \pm 10.0 hPa)
Received Date : 15 June 2022
Calibration Date : 1 July 2022
Location of Calibration : LAB 1 Acoustic
Calibration Procedure : In-house method CP-ACT-02 based on IEC 60942:2017 Electroacoustics - Sound calibrators


Reference Standard	Model	Serial Number	Traceable	Due Calibration
Sound Calibrator	SV 35A	58079	EEI	31 May 2023
THD Multimeter	2015	1047765	NIMT	2 February 2023

Traceability : This certificate provides traceability of measurement to recognized national standard, and to the realization of the international System of Units (SI).

Note

The reported uncertainty is based on standard uncertainty multiplied by the Coverage Factor k=2, providing a level of confidence approximately 95 %.

Calibrated By : 
Mr. Noppadon Luangart
Service Calibration Engineer

Approved By : 
Mr. Pacit Mathavorn
Calibration Engineer Supervisor

Issue Date : 1 July 2022

Certificate No : 22-ACT-406

Request No : Req-2022-1080

Sound pressure level

Calibration Results : Without Adjustment

Calibration Range (dB)	Without Adjustment (dB)		Adjustment (dB)		Uncertainty (± dB)	Acceptance limit Class 1 (± dB)
	Measured	Error	Measured	Error		
94 dB / 1000 Hz	93.82	-0.18	-	-	0.11	0.25
114 dB / 1000 Hz	113.81	-0.19	-	-	0.11	0.25

Frequency of Sound pressure level

Calibration Range (Hz)	Without Adjustment		Adjustment		Uncertainty (± %)	Acceptance limit Class 1 (± %)
	Measured (Hz)	Error (%)	Measured (Hz)	Error (%)		
94 dB / 1000 Hz	1000.00	0.00	-	-	0.10	0.70
114 dB / 1000 Hz	1000.00	0.00	-	-	0.10	0.70

Total Harmonic Distortion plus Noise of Sound pressure level (THD+N %)

Calibration Range (Hz)	Without Adjustment	Adjustment	Uncertainty (± %)	Acceptance limit Class 1 (± %)
	Measured (%)	Measured (%)		
94 dB / 1000 Hz	0.17	-	0.40	2.5
114 dB / 1000 Hz	0.04	-	0.40	2.5

Note :

- Acceptance limit was IEC60942:2017 Class 1
- The calibration results exclude the calibrator pressure correction
- The calibration results exclude the microphone volume correction

End of Calibration

Certificate of Calibration

Customer

Name : UNITED ANALYST AND ENGINEERING CONSULTANT CO.,LTD. Certificate No : 22-ACT-035
Address : 81 Soi Udomsuk 41, Sukhumvit Road, Bangchak, Prakanong, Bangkok Request No : Req-2022-0094
10260

Unit Under Calibration Details

Measurement item : Sound Level Meter Microphone Class : 2
Manufacturer : LARSON DAVIS Microphone Model : 375A04
Model : LxT2 Microphone S/N : 328675
Serial Number : 0005398 Preamplifier Model : PRMLxT2C
ID : UAE.EFM.035/2564 Preamplifier S/N : 073793
Resolution : 0.1 dB Intrument Status : Used

Calibration Environment and Details


Temperature : 23 °C ± 2 °C
Humidity : 50 %RH ± 20 %RH
Barometric Pressure : 1013 hPa ± 10 hPa
Received Date : 14 January 2022
Calibrated Date : 21 January 2022
Calibration Procedure : In-house method CP-SLM-01 based on IEC 61672-3 : 2013 Electroacoustics - Sound level meters - Part 3: Periodic tests
Location of Calibration : Lab Acoustic


Reference Standard

Instrument	Brand	Model	SN.	Due calibration	Traceability
Standard Microphone	GRAS	40AN	188273	15 September 2022	GRAS
Multifrequency Calibrator	Quest	Quest-cal	EFA000234	14 June 2022	TSI
Audio Generator	Svantek	Svan401	131	18 October 2022	WK Electric

Note

The reported uncertainty is based on standard uncertainty multiplied by the Coverage Factor $k = 2$, providing a level of confidence approximately 95 %.

Calibrated By : 
Mr. Noppadon Luangart
Calibration Officer

Approved By : 
Mr. Pacit Mathavorn
Calibration Engineer Supervisor
Issue Date : 21 January 2022

Certificate No : 22-ACT-035

Request No : Req-2022-0094

1. Indication at the calibration check frequency

UUC Setting	Nominal Level (dB)	Before Adjust		Adjust		UNCERTAINTY (± dB)	Acceptance Limit (± dB)
FAST / A / 37-139		UUC (dB)	ERR (dB)	UUC (dB)	ERR (dB)		
Calibrator Setting							
1000 Hz 114.00 dB	113.85	114.0	+0.15	113.9	0.05	0.20	0.3

Note : Absolute sensitivity was established by the use of Sound Calibrator Brand SVANTEK, Model SV 35A, SN.58079

2. Self-generated noise, Microphone installed

UUC Setting	Measured (dB)	UNCERTAINTY (± dB)
FAST / 37-139		
UUC Weighting		
A	28.1	0.10

3. Self-generated noise, Microphone replaced by the electrical input signal device

UUC Setting	Measured (dB)	UNCERTAINTY (± dB)
FAST / 37-139		
UUC Weighting		
A	27.9	0.10
C	27.3	0.10
Z	31.9	0.10

4. Acoustic signal test of frequency weightings (Without Windscreen)

UUC Setting	Deviation from various Frequency Weighting Responce curve			UNCERTAINTY (± dB)	Acceptance Limit (± dB)
	A (dB)	C (dB)	Z (dB)		
STD Setting					
125 Hz	0.0	0.0	0.0	0.50	2.0
1000 Hz	0.0	0.0	0.0	0.60	1.0
4000 Hz	0.4	0.3	0.3	0.60	3.0
8000 Hz	-0.1	-0.2	-0.1	0.70	5.0

Certificate No : 22-ACT-035

Request No : Req-2022-0094

5. Electrical signal test of frequency weightings, Weighting network response with relative to 1 kHz

UUC Setting	Deviation from various Frequency			UNCERTAINTY	Acceptance
FAST / 37-139	Weighting Response curve				Limit
STD Setting	A (dB)	C (dB)	Z (dB)	(± dB)	(± dB)
63 Hz	-0.2	-0.1	-0.1	0.2	2.0
125 Hz	-0.1	0.0	-0.1		1.5
250 Hz	-0.1	0.0	-0.1		1.5
500 Hz	-0.1	0.0	-0.1		1.5
1000 Hz	0.0	0.0	0.0		1.0
2000 Hz	0.0	0.0	0.0		2.0
4000 Hz	0.0	0.0	0.0		3.0
8000 Hz	-0.1	-0.1	0.0		5
16000 Hz	-0.1	-0.1	-0.1		+5, -INF.

6. Frequency and time weightings at 1kHz

UUC Setting	STD	Measured		UNCERTAINTY (± dB)	Acceptance
FAST / 37-139	REF	UUC	ERR		Limit
UUC Weighting	(dB)	(dB)	(dB)	(± dB)	(± dB)
A	114.00	114.0	0.0	0.2	0.2
C	114.00	114.0	0.0		0.2
Z	114.00	114.0	0.0		0.2

UUC Setting	STD	Measured		UNCERTAINTY (± dB)	Acceptance
37-139 / A	REF	UUC	ERR		Limit
UUC Time Response	(dB)	(dB)	(dB)	(± dB)	(± dB)
Fast	114.00	114.0	0.0	0.2	0.1
Slow	114.00	114.0	0.0		0.1
Leq	114.00	114.0	0.0		0.1

Certificate No : 22-ACT-035

Request No : Req-2022-0094

7. Long Term Stability

UUC Setting	Measured	UNCERTAINTY (\pm dB)	Acceptance Limit (\pm dB)
FAST / A / 37-139	UUC		
STD Setting	(dB)		
Initial	114.0		
Final	114.0		
Deviated	0.0	0.1	0.3

8. Level linearity on the reference level range

UUC Setting	Anticipated	Deviation		UNCERTAINTY (\pm dB)	Acceptance Limit (\pm dB)
FAST / A / 37-139	REF	UUC	ERR		
STD dB	(dB)	(dB)	(dB)		
139.00	139	139.0	0.0	0.3	1.1
134.00	134	134.0	0.0		1.1
129.00	129	129.0	0.0		1.1
124.00	124	124.0	0.0		1.1
119.00	119	119.0	0.0		1.1
114.00	114	114.0	0.0		1.1
109.00	109	109.0	0.0		1.1
104.00	104	104.0	0.0		1.1
99.00	99	99.0	0.0		1.1
94.00	94	93.9	-0.1		1.1
89.00	89	88.9	-0.1		1.1
84.00	84	83.9	-0.1		1.1
79.00	79	78.9	-0.1		1.1
74.00	74	73.9	-0.1		1.1
69.00	69	69.0	0.0		1.1
64.00	64	63.9	-0.1		1.1
59.00	59	59.0	0.0		1.1
54.00	54	54.0	0.0		1.1
49.00	49	49.0	0.0		0.8
44.00	44	44.1	0.1		1.1
39.00	39	39.3	0.3		1.1
38.00	38	38.3	0.3		1.1
37.00	37	37.5	0.5		1.1

Certificate No : 22-ACT-035

Request No : Req-2022-0094

9. Level linearity including the level range control

UUC Setting	STD	Measured		UNCERTAINTY (± dB)	Acceptance
FAST / A	REF	UUC	ERR		Limit
UUC Range	(dB)	(dB)	(dB)		(± dB)
37-139	43.2	43.4	0.2	0.3	1.1
	114	114.0	0.0		1.1

10. Tone burst response

UUC Setting	STD	Anticipated	Measured		UNCERTAINTY (± dB)	Acceptance
A / 37-139	Toneburst	Ref	UUC	ERR		Limit
UUC Time Respose	(ms)	(dB)	(dB)	(dB)		(± dB)
Fast	200	135.0	135.0	0.0	0.3	1
	2	118.0	117.9	-0.1		+1.0, -2.5
	0.25	109.0	108.7	-0.3		+1.5, -5.0
Slow	200	128.6	128.5	-0.1		1
	2	109.0	108.9	-0.1		+1.0, -5.0
SEL	200	129.0	129.0	0.0		1
	2	109.0	109.1	+0.1		+1.0, -2.5
	0.25	100.0	99.9	-0.1		+1.5, -5.0

11. Peak C Sound level

UUC Setting	Anticipated	Measured		UNCERTAINTY (± dB)	Acceptance
FAST / C / 95-142	REF	UUC	ERR		Limit
STD Setting	(dB)	(dB)	(dB)		(± dB)
Complete cycle	137.4	136.8	-0.60	0.2	3.0
Positive half cycle	136.4	136.1	-0.30		2.0
Negative half cycle	136.4	136.1	-0.30		2.0

Certificate No : 22-ACT-035

Request No : Req-2022-0094

12. Overload indication

UUC Setting	Measured	UNCERTAINTY	Acceptance
FAST / A / 37-139	UUC	(± dB)	Limit
STD Setting	(dB)		(± dB)
Positive one-half cycle	142.3		
Negative one-half cycle	142.0		
Deviated	0.3	0.2	1.5

13. High Level Stability

UUC Setting	Measured	UNCERTAINTY	Acceptance
FAST / A / 37-139	UUC	(± dB)	Limit
STD Setting	(dB)		(± dB)
Initial	138.0		
Final	138.0		
Deviated	0.0	0.1	0.3

End of Certificate

Certificate of Calibration

Customer

Name : UNITED ANALYST AND ENGINEERING CONSULTANT CO.,LTD. Certificate No : 22-ACT-036
Address : 81 Soi Udomsuk 41, Sukhumvit Road, Bangchak, Prakanong, Bangkok Request No : Req-2022-0095
10260

Unit Under Calibration Details

Measurement item : Sound Level Meter Microphone Class : 2
Manufacturer : LARSON DAVIS Microphone Model : 375A04
Model : LxT2 Microphone S/N : 328676
Serial Number : 0005400 Preamplifier Model : PRMLxT2C
ID : UAE.EFM.037/2564 Preamplifier S/N : 073803
Resolution : 0.1 dB Intrument Status : Used

Calibration Environment and Details


Temperature : 23 °C ± 2 °C
Humidity : 50 %RH ± 20 %RH
Barometric Pressure : 1013 hPa ± 10 hPa
Received Date : 14 January 2022
Calibrated Date : 21 January 2022
Calibration Procedure : In-house method CP-SLM-01 based on IEC 61672-3 : 2013 Electroacoustics - Sound level meters - Part 3: Periodic tests
Location of Calibration : Lab Acoustic


Reference Standard

Instrument	Brand	Model	SN.	Due calibration	Tracebility
Standard Microphone	GRAS	40AN	188273	15 September 2022	GRAS
Multifrequency Calibrator	Quest	Quest-cal	EFA000234	14 June 2022	TSI
Audio Generator	SvanteK	Svan401	131	18 October 2022	WK Electric

Note

The reported uncertainty is based on standard uncertainty multiplied by the Coverage Factor $k = 2$, providing a level of confidence approximately 95 %.

Calibrated By : 
Mr. Noppadon Luangart
Calibration Officer

Approved By : 
Mr. Pacit Mathavorn
Calibration Engineer Supervisor
Issue Date : 21 January 2022

Certificate No : 22-ACT-036

Request No : Req-2022-0095

1. Indication at the calibration check frequency

UUC Setting	Nominal Level (dB)	Before Adjust		Adjust		UNCERTAINTY (± dB)	Acceptance Limit (± dB)
FAST / A / 37-139		UUC (dB)	ERR (dB)	UUC (dB)	ERR (dB)		
Calibrator Setting							
1000 Hz 114.00 dB	113.85	113.9	+0.05	113.9	0.05	0.20	0.3

Note : Absolute sensitivity was established by the use of Sound Calibrator Brand SVANTEK, Model SV 35A, SN.58079

2. Self-generated noise, Microphone installed

UUC Setting	Measured (dB)	UNCERTAINTY (± dB)
FAST / 37-139		
UUC Weighting		
A	29.0	0.10

3. Self-generated noise, Microphone replaced by the electrical input signal device

UUC Setting	Measured (dB)	UNCERTAINTY (± dB)
FAST / 37-139		
UUC Weighting		
A	28.8	0.10
C	28.2	0.10
Z	32.9	0.10

4. Acoustic signal test of frequency weightings (Without Windscreen)

UUC Setting	Deviation from various Frequency Weighting Responce curve			UNCERTAINTY (± dB)	Acceptance Limit (± dB)
	A (dB)	C (dB)	Z (dB)		
STD Setting					
125 Hz	-0.1	0.1	0.0	0.50	2.0
1000 Hz	0.0	0.0	0.0	0.60	1.0
4000 Hz	0.5	0.5	0.6	0.60	3.0
8000 Hz	0.4	0.4	0.5	0.70	5.0

Certificate No : 22-ACT-036

Request No : Req-2022-0095

5. Electrical signal test of frequency weightings, Weighting network response with relative to 1 kHz

UUC Setting	Deviation from various Frequency			UNCERTAINTY	Acceptance
FAST / 37-139	Weighting Response curve				Limit
STD Setting	A (dB)	C (dB)	Z (dB)	(± dB)	(± dB)
63 Hz	-0.2	-0.1	0.0	0.2	2.0
125 Hz	-0.1	0.0	0.0		1.5
250 Hz	-0.1	0.0	0.0		1.5
500 Hz	-0.1	0.0	0.0		1.5
1000 Hz	0.0	0.0	0.0		1.0
2000 Hz	0.0	0.0	0.0		2.0
4000 Hz	0.0	0.0	0.0		3.0
8000 Hz	-0.1	0.0	0.0		5
16000 Hz	-0.1	-0.1	0.0		+5, -INF.

6. Frequency and time weightings at 1kHz

UUC Setting	STD	Measured		UNCERTAINTY (± dB)	Acceptance
FAST / 37-139	REF	UUC	ERR		Limit
UUC Weighting	(dB)	(dB)	(dB)	(± dB)	(± dB)
A	114.00	114.0	0.0	0.2	0.2
C	114.00	114.0	0.0		0.2
Z	114.00	114.0	0.0		0.2

UUC Setting	STD	Measured		UNCERTAINTY (± dB)	Acceptance
37-139 / A	REF	UUC	ERR		Limit
UUC Time Response	(dB)	(dB)	(dB)	(± dB)	(± dB)
Fast	114.00	114.0	0.0	0.2	0.1
Slow	114.00	114.0	0.0		0.1
Leq	114.00	114.0	0.0		0.1

Certificate No : 22-ACT-036

Request No : Req-2022-0095

7. Long Term Stability

UUC Setting	Measured	UNCERTAINTY (\pm dB)	Acceptance Limit (\pm dB)
FAST / A / 37-139	UUC		
STD Setting	(dB)		
Initial	114.0		
Final	114.0		
Deviated	0.0	0.1	0.3

8. Level linearity on the reference level range

UUC Setting	Anticipated	Deviation		UNCERTAINTY (\pm dB)	Acceptance Limit (\pm dB)
FAST / A / 37-139	REF	UUC	ERR		
STD dB	(dB)	(dB)	(dB)		
139.00	139	139.0	0.0	0.3	1.1
134.00	134	134.0	0.0		1.1
129.00	129	129.0	0.0		1.1
124.00	124	124.0	0.0		1.1
119.00	119	119.0	0.0		1.1
114.00	114	114.0	0.0		1.1
109.00	109	109.0	0.0		1.1
104.00	104	104.0	0.0		1.1
99.00	99	99.0	0.0		1.1
94.00	94	93.9	-0.1		1.1
89.00	89	88.9	-0.1		1.1
84.00	84	83.9	-0.1		1.1
79.00	79	78.9	-0.1		1.1
74.00	74	73.9	-0.1		1.1
69.00	69	69.0	0.0		1.1
64.00	64	63.9	-0.1		1.1
59.00	59	59.0	0.0		1.1
54.00	54	54.0	0.0		1.1
49.00	49	49.0	0.0		0.8
44.00	44	44.1	0.1		1.1
39.00	39	39.3	0.3		1.1
38.00	38	38.3	0.3		1.1
37.00	37	37.5	0.5		1.1

Certificate No : 22-ACT-036

Request No : Req-2022-0095

9. Level linearity including the level range control

UUC Setting	STD	Measured		UNCERTAINTY	Acceptance
FAST / A	REF	UUC	ERR		Limit
UUC Range	(dB)	(dB)	(dB)	(± dB)	(± dB)
37-139	42.9	43.2	0.3	0.3	1.1
	114	114.0	0.0		1.1

10. Tone burst response

UUC Setting	STD	Anticipated	Measured		UNCERTAINTY	Acceptance
A / 37-139	Toneburst	Ref	UUC	ERR		Limit
UUC Time Respo	(ms)	(dB)	(dB)	(dB)	(± dB)	(± dB)
Fast	200	135.0	135.0	0.0	0.3	1
	2	118.0	117.8	-0.2		+1.0, -2.5
	0.25	109.0	108.8	-0.2		+1.5, -5.0
Slow	200	128.6	128.5	-0.1		1
	2	109.0	108.8	-0.2		+1.0, -5.0
SEL	200	129.0	129.0	0.0		1
	2	109.0	109.0	0.0		+1.0, -2.5
	0.25	100.0	99.9	-0.1		+1.5, -5.0

11. Peak C Sound level

UUC Setting	Anticipated	Measured		UNCERTAINTY	Acceptance
FAST / C / 95-142	REF	UUC	ERR		Limit
STD Setting	(dB)	(dB)	(dB)	(± dB)	(± dB)
Complete cycle	137.4	136.9	-0.50	0.2	3.0
Positive half cycle	136.4	136.2	-0.20		2.0
Negative half cycle	136.4	136.2	-0.20		2.0

Certificate No : 22-ACT-036

Request No : Req-2022-0095

12. Overload indication

UUC Setting	Measured	UNCERTAINTY	Acceptance
FAST / A / 37-139	UUC		Limit
STD Setting	(dB)	(± dB)	(± dB)
Positive one-half cycle	142.1		
Negative one-half cycle	141.9		
Deviated	0.2	0.2	1.5

13. High Level Stability

UUC Setting	Measured	UNCERTAINTY	Acceptance
FAST / A / 37-139	UUC		Limit
STD Setting	(dB)	(± dB)	(± dB)
Initial	138.0		
Final	138.0		
Deviated	0.0	0.1	0.3

End of Certificate

Certificate of Calibration

Customer

Name : UNITED ANALYST AND ENGINEERING CONSULTANT CO.,LTD. Certificate No : 22-ACT-036
Address : 81 Soi Udomsuk 41, Sukhumvit Road, Bangchak, Prakanong, Bangkok Request No : Req-2022-0095
10260

Unit Under Calibration Details

Measurement item : Sound Level Meter Microphone Class : 2
Manufacturer : LARSON DAVIS Microphone Model : 375A04
Model : LxT2 Microphone S/N : 328676
Serial Number : 0005400 Preamplifier Model : PRMLxT2C
ID : UAE.EFM.037/2564 Preamplifier S/N : 073803
Resolution : 0.1 dB Intrument Status : Used

Calibration Environment and Details


Temperature : 23 °C ± 2 °C
Humidity : 50 %RH ± 20 %RH
Barometric Pressure : 1013 hPa ± 10 hPa
Received Date : 14 January 2022
Calibrated Date : 21 January 2022
Calibration Procedure : In-house method CP-SLM-01 based on IEC 61672-3 : 2013 Electroacoustics - Sound level meters - Part 3: Periodic tests
Location of Calibration : Lab Acoustic


Reference Standard

Instrument	Brand	Model	SN.	Due calibration	Tracebility
Standard Microphone	GRAS	40AN	188273	15 September 2022	GRAS
Multifrequency Calibrator	Quest	Quest-cal	EFA000234	14 June 2022	TSI
Audio Generator	SvanteK	Svan401	131	18 October 2022	WK Electric

Note

The reported uncertainty is based on standard uncertainty multiplied by the Coverage Factor $k = 2$, providing a level of confidence approximately 95 %.

Calibrated By : 
Mr. Noppadon Luangart
Calibration Officer

Approved By : 
Mr. Pacit Mathavorn
Calibration Engineer Supervisor
Issue Date : 21 January 2022

Certificate No : 22-ACT-036

Request No : Req-2022-0095

1. Indication at the calibration check frequency

UUC Setting	Nominal Level (dB)	Before Adjust		Adjust		UNCERTAINTY (± dB)	Acceptance Limit (± dB)
FAST / A / 37-139		UUC (dB)	ERR (dB)	UUC (dB)	ERR (dB)		
Calibrator Setting							
1000 Hz 114.00 dB	113.85	113.9	+0.05	113.9	0.05	0.20	0.3

Note : Absolute sensitivity was established by the use of Sound Calibrator Brand SVANTEK, Model SV 35A, SN.58079

2. Self-generated noise, Microphone installed

UUC Setting	Measured (dB)	UNCERTAINTY (± dB)
FAST / 37-139		
UUC Weighting		
A	29.0	0.10

3. Self-generated noise, Microphone replaced by the electrical input signal device

UUC Setting	Measured (dB)	UNCERTAINTY (± dB)
FAST / 37-139		
UUC Weighting		
A	28.8	0.10
C	28.2	0.10
Z	32.9	0.10

4. Acoustic signal test of frequency weightings (Without Windscreen)

UUC Setting	Deviation from various Frequency Weighting Responce curve			UNCERTAINTY (± dB)	Acceptance Limit (± dB)
	A (dB)	C (dB)	Z (dB)		
STD Setting					
125 Hz	-0.1	0.1	0.0	0.50	2.0
1000 Hz	0.0	0.0	0.0	0.60	1.0
4000 Hz	0.5	0.5	0.6	0.60	3.0
8000 Hz	0.4	0.4	0.5	0.70	5.0

Certificate No : 22-ACT-036

Request No : Req-2022-0095

5. Electrical signal test of frequency weightings, Weighting network response with relative to 1 kHz

UUC Setting	Deviation from various Frequency			UNCERTAINTY	Acceptance
FAST / 37-139	Weighting Response curve				Limit
STD Setting	A (dB)	C (dB)	Z (dB)	(± dB)	(± dB)
63 Hz	-0.2	-0.1	0.0	0.2	2.0
125 Hz	-0.1	0.0	0.0		1.5
250 Hz	-0.1	0.0	0.0		1.5
500 Hz	-0.1	0.0	0.0		1.5
1000 Hz	0.0	0.0	0.0		1.0
2000 Hz	0.0	0.0	0.0		2.0
4000 Hz	0.0	0.0	0.0		3.0
8000 Hz	-0.1	0.0	0.0		5
16000 Hz	-0.1	-0.1	0.0		+5, -INF.

6. Frequency and time weightings at 1kHz

UUC Setting	STD	Measured		UNCERTAINTY (± dB)	Acceptance
FAST / 37-139	REF	UUC	ERR		Limit
UUC Weighting	(dB)	(dB)	(dB)	(± dB)	(± dB)
A	114.00	114.0	0.0	0.2	0.2
C	114.00	114.0	0.0		0.2
Z	114.00	114.0	0.0		0.2

UUC Setting	STD	Measured		UNCERTAINTY (± dB)	Acceptance
37-139 / A	REF	UUC	ERR		Limit
UUC Time Response	(dB)	(dB)	(dB)	(± dB)	(± dB)
Fast	114.00	114.0	0.0	0.2	0.1
Slow	114.00	114.0	0.0		0.1
Leq	114.00	114.0	0.0		0.1

Certificate No : 22-ACT-036

Request No : Req-2022-0095

7. Long Term Stability

UUC Setting	Measured	UNCERTAINTY (\pm dB)	Acceptance Limit (\pm dB)
FAST / A / 37-139	UUC		
STD Setting	(dB)		
Initial	114.0		
Final	114.0		
Deviated	0.0	0.1	0.3

8. Level linearity on the reference level range

UUC Setting	Anticipated	Deviation		UNCERTAINTY (\pm dB)	Acceptance Limit (\pm dB)
FAST / A / 37-139	REF	UUC	ERR		
STD dB	(dB)	(dB)	(dB)		
139.00	139	139.0	0.0	0.3	1.1
134.00	134	134.0	0.0		1.1
129.00	129	129.0	0.0		1.1
124.00	124	124.0	0.0		1.1
119.00	119	119.0	0.0		1.1
114.00	114	114.0	0.0		1.1
109.00	109	109.0	0.0		1.1
104.00	104	104.0	0.0		1.1
99.00	99	99.0	0.0		1.1
94.00	94	93.9	-0.1		1.1
89.00	89	88.9	-0.1		1.1
84.00	84	83.9	-0.1		1.1
79.00	79	78.9	-0.1		1.1
74.00	74	73.9	-0.1		1.1
69.00	69	69.0	0.0		1.1
64.00	64	63.9	-0.1		1.1
59.00	59	59.0	0.0		1.1
54.00	54	54.0	0.0		1.1
49.00	49	49.0	0.0		0.8
44.00	44	44.1	0.1		1.1
39.00	39	39.3	0.3		1.1
38.00	38	38.3	0.3		1.1
37.00	37	37.5	0.5		1.1

Certificate No : 22-ACT-036

Request No : Req-2022-0095

9. Level linearity including the level range control

UUC Setting	STD	Measured		UNCERTAINTY	Acceptance
FAST / A	REF	UUC	ERR		Limit
UUC Range	(dB)	(dB)	(dB)	(± dB)	(± dB)
37-139	42.9	43.2	0.3	0.3	1.1
	114	114.0	0.0		1.1

10. Tone burst response

UUC Setting	STD	Anticipated	Measured		UNCERTAINTY	Acceptance
A / 37-139	Toneburst	Ref	UUC	ERR		Limit
UUC Time Respo	(ms)	(dB)	(dB)	(dB)	(± dB)	(± dB)
Fast	200	135.0	135.0	0.0	0.3	1
	2	118.0	117.8	-0.2		+1.0, -2.5
	0.25	109.0	108.8	-0.2		+1.5, -5.0
Slow	200	128.6	128.5	-0.1		1
	2	109.0	108.8	-0.2		+1.0, -5.0
SEL	200	129.0	129.0	0.0		1
	2	109.0	109.0	0.0		+1.0, -2.5
	0.25	100.0	99.9	-0.1		+1.5, -5.0

11. Peak C Sound level

UUC Setting	Anticipated	Measured		UNCERTAINTY	Acceptance
FAST / C / 95-142	REF	UUC	ERR		Limit
STD Setting	(dB)	(dB)	(dB)	(± dB)	(± dB)
Complete cycle	137.4	136.9	-0.50	0.2	3.0
Positive half cycle	136.4	136.2	-0.20		2.0
Negative half cycle	136.4	136.2	-0.20		2.0

Certificate No : 22-ACT-036

Request No : Req-2022-0095

12. Overload indication

UUC Setting	Measured	UNCERTAINTY	Acceptance
FAST / A / 37-139	UUC		Limit
STD Setting	(dB)	(± dB)	(± dB)
Positive one-half cycle	142.1		
Negative one-half cycle	141.9		
Deviated	0.2	0.2	1.5

13. High Level Stability

UUC Setting	Measured	UNCERTAINTY	Acceptance
FAST / A / 37-139	UUC		Limit
STD Setting	(dB)	(± dB)	(± dB)
Initial	138.0		
Final	138.0		
Deviated	0.0	0.1	0.3

End of Certificate

Certificate of Instrument for Environment Quality Analysis.

No.	Instrument/Equipment	Parameter	Manufacturer	Model/Serial No.	Calibrator	Certification No.	Date of Calibration	Due date of Calibration*	Remark
Instrument for Air Quality Analysis.									
1	Analytical Balance (Readability 0.1 mg)	ปริมาณฝุ่นละอองแขวนลอยทั้งหมด (TSP) ฝุ่นละอองขนาดไม่เกิน 10 ไมครอน (PM ₁₀)	Mettler-Toledo	AB204-S / 1128312528	Mettler-Toledo (Thailand) Ltd.	23MM331	7 Apr 23	5 Apr 24	-
2	Analytical Balance (Readability 0.1 mg)		Mettler-Toledo	AB204-S/FACT / B108115858	Mettler-Toledo (Thailand) Ltd.	23MM332	7 Apr 23	5 Apr 24	-
Instrument for Water Quality Analysis.									
3	pH Meter	ความเป็นกรด-ด่าง (pH at 25 °C) Temperature	Mettler-Toledo	Seven Easy S20 / 1231155210	National Food Institute, Ministry of Industry, Thailand	2301846-001-01	24 Feb 23	23 Feb 24	-
4	pH Meter		Mettler-Toledo	SevenCompact S220/ C113432421	National Food Institute, Ministry of Industry, Thailand	2203527-001-01	5 Jul 22	4 Jul 23	-
5	Turbidity Meter	ความขุ่น (Turbidity)	Oakton	T100IR / 1120501017	Technology Promotion Association (Thailand-Japan)	22CH1184	5 Sep 22	4 Sep 23	-
6	Analytical Balance (Readability 0.01 mg)	ปริมาณสารแขวนลอยทั้งหมด (Total Suspended Solids) ปริมาณมวลสารทั้งหมดที่ละลายได้ (Total Dissolved Solids)	Mettler-Toledo	XSR205DU / C009071872	Technology Promotion Association (Thailand-Japan)	23MM112	26 Apr 23	24 Apr 24	-
7	Hot Air Oven		Memmert	UF55 / B216.1666	Technology Promotion Association (Thailand-Japan)	22TM1490	19 Oct 22	18 Oct 23	-
8	UV-VIS Spectrophotometer	ซัลเฟต (Sulfate; SO ₄)	Agilent Technologies	Cary60 G6860A / MY15410009	DQE Services Co.,Ltd.	SP22-016	31 May 22	30 May 23	-
9	UV-VIS Spectrophotometer		Hitachi	U-1900 / 2021-064	DQE Services Co.,Ltd.	SP22-007	20 Jan 22	19 Jan 23	-

Certificate of Instrument for Environment Quality Analysis.

No.	Instrument/Equipment	Parameter	Manufacturer	Model/Serial No.	Calibrator	Certification No.	Date of Calibration	Due date of Calibration*	Remark
Instrument for Water Quality Analysis.									
10	Atomic Absorption Spectrophotometer (AAS)	แคลเซียม (Ca) ปริมาณเหล็กทั้งหมด (Total Iron; Fe) สารหนู (Arsenic; As)	Agilent Technologies	System ID:G8432A AA240FS / MY13160001	Thailand Institute of Scientific and Technological Research (TISTR).	MTC.ACL. No. 486/65	7 Mar 22	6 Mar 23	-
11	Inductively Coupled Plasma (ICP)	ตะกั่ว (Lead; Pb)	Agilent Technologies	System ID:G8015A G8015AA / MY18030001	Agilent Technologies (Thailand) Co.,Ltd.	Preventive Maintenance Checklist	30 Nov 22	29 Nov 23	-

Due Date of Calibration* : Based on the annual calibration plan. At least 1 time per year.



TECHNOLOGY PROMOTION ASSOCIATION (THAILAND-JAPAN)
CORPORATE SERVICES 3: EQUIPMENT CALIBRATION AND TESTING SERVICES
534/4 PATTANAKARN ROAD SOI 18, SUANLUANG, SUANLUANG BANGKOK 10250
TEL. 0-2717-3000-29 FAX. 0-2719-9484



Cert.No.: 23MM331

Page.: 1 of 3

Certificate of Calibration

Equipment : Electronic Balance

Manufacturer : Mettler Toledo

Model : AB204-S

Serial No. : 1128312528

ID No. : UAE.AIR.019/2550

Submitted by : United Analyst and Engineering Consultant Co.,Ltd.
3 Soi Udomsuk 41, Sukhumvit Road,
Bangchak, Phrakhanong,
Bangkok 10260

Location : Balance Room 2

Received order : 07 April 2023

Calibration Date : 07 April 2023

Ambient Temperature : 15 °C to 40 °C

Relative Humidity : 30 % to 90 %

Calibrated by : Suwit Imjai

Approved by : 
Approved Signatory

() Pornthippa Tameyakul
(✓) Malee Butkruea

Issue Date : 10 April 2023

The Uncertainties are for a confidence probability of approximately 95%

This certificate may not be reproduced other than in full, except with the prior written
Approval of the head of Corporate Services 3 : Equipment Calibration and Testing Services.

Uncontrolled Document



Equipment : Electronic Balance
Condition As-Received : Used Item
Reference : 2304-0015OC-1

Cert.No.: 23MM331

Page: 2 of 3

Procedure used :-

Calibration were conducted using in-house calibration procedure CP-OB01 according to direct measurement method against standard weight.

Condition of this result of calibration

1. Reference standard instruments:-

<u>Instruments</u>	<u>Model</u>	<u>Serial No.</u>	<u>ID No.</u>	<u>Test report No.</u>	<u>Due date</u>
1) Standard Weight Set (E2)	15884	24053	70RC007	MM-0010-22	20 Jan 2024

2. This certificate is valid only to the item calibrated on date and place of calibration.
3. This result of calibration was made on requested at the point specified by customer.
4. This certificate is not certified for any commercial transaction.
5. This certification is traceable to the International System of Unit.

Result of calibration () Without Adjustment (*) After Adjustment by Internal Calibration

Range capacity : 0 g to 220 g **Resolution** 0.0001 g

Before Adjustment :

<u>Applied Weight</u> (g)	<u>Balance Reading</u> (g)	<u>Correction</u> (g)	<u>Measurement Uncertainty</u> (± mg)	<u>Coverage Factor</u> (k)
100	99.9999	+0.0001	0.19	2.03
200	200.0001	-0.0001	0.29	2.00

After Adjustment :

1. **Determination of the standard deviation of weighing machine** (n = 10)

<u>Applied Weight</u> (g)	<u>Standard Deviation of Reading (g)</u>
100	0.00007
200	0.00007

Malu.

Uncontrolled Document



Equipment : Electronic Balance
 Condition As-Received : Used Item
 Reference : 2304-0015OC-1

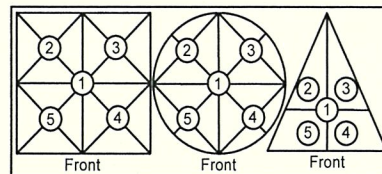
Cert.No.: 23MM331

Page: 3 of 3

Result of calibration

2. Effect of off center loading

A mass of 100 g was placed to various position on the pan.
 The weighing machine reading error obtained is given in the table



Maximum difference between
 off-center and central loading

Position 1 (g)	Position 2 (g)	Position 3 (g)	Position 4 (g)	Position 5 (g)	(g)
-0.0001	-0.0002	+0.0004	-0.0001	-0.0006	0.0005

3. Departure from nominal value

<u>Applied Weight</u> (g)	<u>Balance Reading</u> (g)	<u>Correction</u> (g)	<u>Measurement Uncertainty</u> (± mg)	<u>Coverage Factor</u> (k)
Unload	0.0000	0.0000	0.15	2.13
0.1	0.0999	+0.0001	0.15	2.13
1	0.9999	+0.0001	0.15	2.13
5	4.9999	+0.0001	0.15	2.13
10	9.9999	+0.0001	0.15	2.11
20	20.0000	0.0000	0.15	2.11
50	50.0000	0.0000	0.16	2.06
70	69.9999	+0.0001	0.18	2.04
100	99.9999	+0.0001	0.19	2.03
150	150.0003	-0.0003	0.29	2.00
200	200.0005	-0.0005	0.29	2.00

The reported uncertainty of measurement was based on a standard uncertainty multiplied by a coverage factor *k* , providing a level of confidence of approximately 95 %.

-o0o-



TECHNOLOGY PROMOTION ASSOCIATION (THAILAND-JAPAN)
CORPORATE SERVICES 3: EQUIPMENT CALIBRATION AND TESTING SERVICES
534/4 PATTANAKARN ROAD SOI 18, SUANLUANG, SUANLUANG BANGKOK 10250
TEL. 0-2717-3000-29 FAX. 0-2719-9484



Cert.No.: 23MM332
Page.: 1 of 3

Certificate of Calibration

Equipment : Electronic Balance

Manufacturer : Mettler Toledo

Model : AB204-S /FACT

Serial No. : B108115858

ID No. : UAE.AIR.016/2555

Submitted by : United Analyst and Engineering Consultant Co.,Ltd.
3 Soi Udomsuk 41, Sukhumvit Road,
Bangchak, Phrakhanong,
Bangkok 10260

Location : Balance Room 2

Received order : 07 April 2023

Calibration Date : 07 April 2023

Ambient Temperature : 15 °C to 40 °C

Relative Humidity : 30 % to 90 %

Calibrated by : Suwit Imjai

Approved by : Malee
Approved Signatory

() Pornthippa Tameyakul
(✓) Malee Butkruea

Issue Date : 10 April 2023

The Uncertainties are for a confidence probability of approximately 95%

This certificate may not be reproduced other than in full, except with the prior written
Approval of the head of Corporate Services 3 : Equipment Calibration and Testing Services.

Uncontrolled Document



Equipment : Electronic Balance
Condition As-Received : Used Item
Reference : 2304-0015OC-2

Cert.No.: 23MM332

Page: 2 of 3

Procedure used :-

Calibration were conducted using in-house calibration procedure CP-OB01 according to direct measurement method against standard weight.

Condition of this result of calibration

1. Reference standard instruments:-

<u>Instruments</u>	<u>Model</u>	<u>Serial No.</u>	<u>ID No.</u>	<u>Test report No.</u>	<u>Due date</u>
1) Standard Weight Set (E2)	15884	24053	70RC007	MM-0010-22	20 Jan 2024

2. This certificate is valid only to the item calibrated on date and place of calibration.
3. This result of calibration was made on requested at the point specified by customer.
4. This certificate is not certified for any commercial transaction.
5. This certification is traceable to the International System of Unit.

Result of calibration () Without Adjustment (*) After Adjustment by Internal Calibration

Range capacity : 0 g to 220 g **Resolution** 0.0001 g

Before Adjustment :

<u>Applied Weight</u> (g)	<u>Balance Reading</u> (g)	<u>Correction</u> (g)	<u>Measurement Uncertainty</u> (± mg)	<u>Coverage Factor</u> (k)
100	100.0002	-0.0002	0.21	2.06
200	200.0003	-0.0003	0.29	2.00

After Adjustment :

1. Determination of the standard deviation of weighing machine (n = 10)

<u>Applied Weight</u> (g)	<u>Standard Deviation of Reading (g)</u>
100	0.00009
200	0.00007



Equipment : Electronic Balance
 Condition As-Received : Used Item
 Reference : 2304-0015OC-2

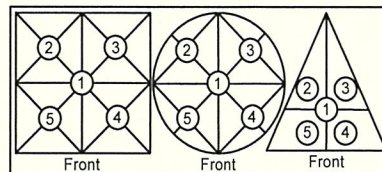
Cert.No.: 23MM332

Page: 3 of 3

Result of calibration

2. Effect of off center loading

A mass of 100 g was placed to various position on the pan.
 The weighing machine reading error obtained is given in the table



Maximum difference between
 off-center and central loading

Position 1 (g)	Position 2 (g)	Position 3 (g)	Position 4 (g)	Position 5 (g)	(g)
+0.0001	-0.0003	+0.0003	+0.0006	+0.0002	0.0005

3. Departure from nominal value

<u>Applied Weight</u> (g)	<u>Balance Reading</u> (g)	<u>Correction</u> (g)	<u>Measurement Uncertainty</u> (± mg)	<u>Coverage Factor</u> (k)
Unload	0.0000	0.0000	0.18	2.17
0.1	0.0999	+0.0001	0.18	2.17
1	0.9998	+0.0002	0.18	2.17
5	5.0000	0.0000	0.18	2.17
10	10.0000	0.0000	0.18	2.17
20	20.0000	0.0000	0.18	2.15
50	50.0001	-0.0001	0.19	2.11
70	70.0001	-0.0001	0.20	2.07
100	100.0002	-0.0002	0.21	2.06
150	150.0004	-0.0004	0.29	2.00
200	200.0005	-0.0005	0.29	2.00

The reported uncertainty of measurement was based on a standard uncertainty multiplied by a coverage factor *k* , providing a level of confidence of approximately 95 %.

-o0o-


Calibration Certificate

Certificate No.: 2301846-001-01
Client name: UNITED ANALYST AND ENGINEERING CONSULTANT CO.,LTD.
Address: 3 Soi Udomsuk 41, Sukhumvit Road,
Bangchack, Prakhonong, Bangkok 10260

Page 1 of 5

Equipment: pH Meter
Manufacturer: Mettler Toledo
Model: SevenEasy TM S20 pH
Serial No.: 1231155210
ID No.: UAE.WAT.010/2553
Order No.: 2301846
Operation No.: 2301846-001
Date of Receipt: 17 February 2023
Date of Calibration: 24 February 2023

Calibrated by Mr.Worapob Sooktong
Scientist

Approved by 
(Mr.Nuttapol Niyomchart)

Specialist, Division of Calibration Laboratory

Date of Issue: 24 February 2023

Responsible for the Technical Management Team

The uncertainties are for a confidence probability of approximately 95%.

This Certificate is issued in accordance with the conditions of accreditation granted by the Thai Laboratory Accreditation Scheme which has assessed the measurement capability of the laboratory and its traceability to recognized national standards and to the units of measurement realized at the corresponding national standards laboratory. This certificate may not be reproduced other than in full except with the prior written approval of the National Food Institute.

F-CS-009 Revision: 01 Date: 20-04-65

Calibration Report

Certificate No.: 2301846-001-01

Equipment: pH Meter
Resolution: 0.01 pH ; 1 mV
Manufacturer: Mettler Toledo
Model: SevenEasy TM S20 pH
Serial No.: 1231155210
Type: Bench top
ID No.: UAE.WAT.010/2553

Date of Calibration: 24 February 2023

Page 2 of 5

Location: Chemical Calibration Laboratory, National Food Institute

Environment Condition: **Ambient Temperature:** (25.1 ± 1.5) °C **Relative Humidity:** (50 ± 5) %

Condition of Equipment: Good Condition

Condition of this Results of Calibration

1. Calibration Method In house method : W-CC-002 based on direct measurement by using standard voltage calibrator and certified reference material (CRM)

2. Reference Standards / Certified Reference Material

Instruments	Serial / ID No.	Manufacturer	Certificate No.	Due Date
2.1 DC Voltage Calibrator	2709007	Fluke	22E1959	17 June 2023
2.2 Digital Thermometer	2709007	Fluke	CC 650577-01	30 October 2023
2.3 Thermo-Hygro Meter	NFI.BTH 007/18	PONPE 490	QR22-0886	26 April 2023
Certified Reference Material	Lot. No.	Manufacturer	Ref N	Expire Date
2.4 pH buffer 4.008 (Primary pH buffer Solution)	832606	CPAchem	PH216.L5	8 August 2024
2.5 pH buffer 6.865 (Primary pH buffer Solution)	832607	CPAchem	PH217.L5	8 August 2024
2.6 pH buffer 10.01 (Primary pH buffer Solution)	832609	CPAchem	PH220.L5	8 August 2023
2.7 pH buffer 7.00 (Standard pH buffer Solution)	832610	CPAchem	PH107.L5	8 August 2023

3. This certification is traceable to The International System of Unit (SI Unit)

3.1 Instruments No.2.1	through	NSC-TISI-TIS 17025 Laboratory Accreditation of Calibration No.0008
3.2 Instruments No.2.2	through	NSC-TISI-TIS 17025 Laboratory Accreditation of Calibration No.0061
3.3 Instruments No.2.3	through	NSC-TISI-TIS 17025 Laboratory Accreditation of Calibration No.0292
3.4 Certified Reference Material No. 2.4 to 2.6	traceable to	Primary measurement method- Harned cell using calibrated thermometer, barometer, and nanovoltmeter. The Standard Solution preparation and certified by CPAchem Ltd is accredited to ISO 17034 and ISO/IEC 17025
3.5 Certified Reference Material No.2.7	traceable to	BIM RefN HI-27 LotN 04.06.2021; BIM RefN HI-28 LotN 28.05.2021; BIM RefN HI-27 LotN 04.06.2021; BIM RefN HI-28 LotN 28.05.2021, the Standard Solution preparation and certified by CPAchem Ltd is accredited to ISO 17034 and ISO/IEC 17025

4. This certificate was certified only for the instrument we calibrated.

5. This result of calibration was found accurate as shown on date and place of calibration only.

N. Nigudant

F-CS-012 Revision: 01 Date: 20-04-65



Calibration Report

Certificate No.: 2301846-001-01

Equipment: pH Meter **Resolution:** 0.01 pH ; 1 mV

Manufacturer: Mettler Toledo **Model:** SevenEasy TM S20 pH

Serial No.: 1231155210 **Type:** Bench top

ID No.: UAE.WAT.010/2553

Date of Calibration: 24 February 2023

Page 3 of 5

Calibration Results:

1. Calibration of pH Meter (Manual Temperature Compensation at 25 °C)

Nominal pH	DC Voltage Standard (mV)	Average Indicator Reading		Uncertainty (±mV)	Coverage Factor (k)
		mV	pH		
0	414.120	414	0.00	0.58	2.00
2	295.814	296	2.00	0.58	2.00
4	177.464	178	4.00	0.58	2.00
6	59.160	59	6.00	0.58	2.00
7	0.000	0	7.00	0.58	2.00
8	-59.158	-59	8.00	0.58	2.00
10	-177.460	-177	10.00	0.58	2.00
12	-295.811	-296	12.00	0.58	2.00
14	-414.117	-414	14.00	0.58	2.00

2. Calibration of pH Meter with Electrode (Manual Temperature Compensation at 25 °C)

Equipment: pH Electrode **Type:** Combined Electrode

Manufacturer: Mettler Toledo **Model:** InLab Solids

Serial No.: 9018311 **ID.No.:** N/A

Performance of Electrode system (Three-Point Calibration at pH 4, pH 7 and pH 10)

Certified Value @25 °C (pH)	Average Indicator Reading		Relative Slope (%)	Uncertainty (± pH)	Coverage Factor (k)
	pH	mV			
4.008	4.01	186	-	0.0071	2.00
6.865	6.90	19	97.68	0.0075	2.00
10.008	10.01	-160	97.29	0.0095	2.00
6.985	6.99	15	-	0.0092	2.00

Calibration Report

Certificate No.: 2301846-001-01

Equipment: Digital Thermometer with RTD

Resolution: 0.1 °C Model: SevenEasy TM S20 pH

Serial No.: 1231155210 ID No.: UAE.WAT.010/2553

Manufacturer: Mettler Toledo

Date of Calibration: 24 February 2023

Page 4 of 5

Location: Chemical Calibration Laboratory, National Food Institute

Environment Condition: Ambient Temperature 25 °C ± 1 °C

Relative Humidity 48 % ± 3 %

Condition of this results of Calibration:

1. Calibration Method : - In house method: W-TE-025 by comparison with standard thermometer.
- The Calibration is determined by comparing with a known temperature from a standard resistance thermometer.
- The temperature scale in use at this laboratory is the International Temperature scale of 1990 (ITS-90).

2. Reference Standard Instrument :

Instrument	Model	Serial No.	Certificate No.	Due Date	Through
HANDHELD THERMOMETER	1523	2118154	PSL-T 0673/65	07-Jun-23	TISTR
Platinum Resistance Thermometer (PRT)	5627A	877332			

Support Equipment : - Low Temperature Bath (Micro Bath), Model: 7103, S/N: A39538,AN65 A85181.

3. This certificate is traceable to International System of Units (SI Units).
4. This certificate was certified only for the instrument we calibrated.
5. This result of calibration was found accurate as shown on date and place of calibration only.
6. Condition of Calibrated item : Good
7. Result of Calibration : ☒ Without adjustment ☐ After adjustment

N. Ningsont

F-CS-012 Revision: 01 Date: 20-04-65

Calibration Report

Certificate No.: 2301846-001-01

Equipment: Digital Thermometer with RTD

Resolution: 0.1 °C Model: SevenEasy TM S20 pH

Serial No.: 1231155210 ID No.: UAE.WAT.010/2553

Manufacturer: Mettler Toledo

Date of Calibration: 24 February 2023

Page 5 of 5

Calibration point: 15.0, 25.0 and 35.0 °C

Calibration result:

- The probe was immersed in liquid bath or dry bath to a minimum depth of 120 mm.
- Description of probe, model : - S/N : -
- Dimension of probe : Diameter 9 mm., Length 120 mm.,
- Sheath material : Stainless Steel

UUC* Reading (°C)	Standard Temperature (°C)	Correction Value (°C)	Uncertainty ± (°C)
15.1	15.015	- 0.1	0.11
25.0	25.014	0.0	0.11
35.1	35.016	- 0.1	0.11

Note

- UUC* : Unit Under Calibration

The report uncertainty of measurement was based on standard uncertainty multiplied by coverage factor $k=2$, providing a level of confidence of approximately 95 %.

----- End -----

N. Ingubant

F-CS-012 Revision: 01 Date: 20-04-65



TECHNOLOGY PROMOTION ASSOCIATION (THAILAND-JAPAN)

CALIBRATION AND TESTING EQUIPMENT SERVICES


534/4 PATTANAKARN ROAD SOI 18, SUANLUANG, SUANLUANG BANGKOK 10250

TEL. 0-2717-3000-24 FAX. 0-2719-9484

Cert.No.: 22CH1184

Page.: 1 of 2

Certificate of Calibration

Equipment :	Turbidity Meter
Manufacturer :	Oakton
Model :	T100IR
Serial No. :	1120501017
ID. No. :	UAE.WAT.056/2563
Condition As-Received:	Used Item
Received Date :	31 August 2022
Calibration Date :	05 September 2022
Reference :	2208-1106WSC-1
Submitted by :	United Analyst and Engineering Consultant Co.,Ltd. 3 Soi Udomsuk 41, Sukhumvit Road, Bangchak, Phrakhanong, Bangkok 10260
Ambient Temperature :	(25 \pm 2.5) °C
Relative Humidity :	(50 \pm 20) %
Calibration Procedure :	In - house method : CP-CH11 based on direct measurement by using Formazin standard solution
Calibrated by :	Walalak Sirithean
Approved by :	 Approved Signatory
(<input checked="" type="checkbox"/>) Malee Butkruea	
(<input type="checkbox"/>) Saithip Meangmai	
(<input type="checkbox"/>) Warakorn Lerngagtrakul	
Issue Date :	6 September 2022

The Uncertainties are for a confidence probability of approximately 95%.

This certificate may not be reproduced other than in full, except with the prior written approval of the head of Calibration and Testing Equipment Services.

เอกสารไม่ควบคุม

A 0009588



Cert.No. : 22CH1184

Page. : 2 of 2

Condition of this calibration result

1. Reference Standard Instruments :

This certification is traceable to the International System of unit (SI unit) through Technology Promotion Association (Thailand-Japan).

<u>Instruments</u>	<u>Serial No.</u>	<u>ID No.</u>	<u>Certificate No.</u>	<u>Due date</u>
1) Thermo-Hygrograph	1103328	130EC010	22H1313	12 June 2023
2) Electronic Balance	N03679	140RC001	21MM429	21 Sep 2022

2. Standard Material : The Formazin suspension has been prepared gravimetric from

<u>Material</u>	<u>Manufacturer</u>	<u>Lot No.</u>	<u>Assay</u>
1) Hexamethylenetetramine	HIMEDIA	0000493947	99.65%
2) Hydrazinium Sulfate	HIMEDIA	0000522014	99.40%

3. This certificate is valid only to the item calibrated on date and place of calibration.

Calibration result

Performing five - Formazin suspension standard curve by using 0,20,100,400,800 NTU
Turbidity Meter Serial Number : 1120501017

Standard Formazine suspension (NTU)	UUC* Reading (NTU)	Uncertainty of Measurement (\pm NTU)	Coverage Factor k
0	0.00	0.0062	2.00
20	20.1	0.39	2.00
100	102	0.74	2.00
400	403	1.5	2.13
800	804	2.1	2.20

Remark

- UUC* = Unit Under Calibration
- NTU = Nephelometric Turbidity Units

The reported uncertainty of measurement was based on a standard uncertainty multiplied by a coverage factor k , providing a level of confidence of approximately 95 %.

-o0o-

เอกสารไม่ควบคุม *Malu*

CERTIFICATE OF CALIBRATION

Certificate No. : SP22-016

Page 1 of 5

Customer : United Analyst and Engineering Consultant Co.,Ltd. (Head Office)

Address : 3 Soi Udomsuk 41, Sukhumvit Road, Bangchak, Phrakhanong,

Bangkok 10260

Location of calibration : Laboratory 315

Equipment : UV-Vis Spectrophotometer

Manufacturer : Agilent Technologies

Model : Cary 60

Serial No. : MY15410009

ID No. : N/A


Received Date : 23 May 2022

Calibration Date : 23 May 2022

Issue Date : 26 May 2022

Condition Instrument : Good

Calibrated by :



(Mr.Tanawut Rittidach)

Technical Manager

Approved by :



(Ms. Chonthicha Sangngern)

Quality Manager

The calibration result is applied only to the above calibrated item and was found accurate as shown on date and place of calibration only.

The measurement capability of the laboratory and its traceability to recognized national standards and to the unit of measurement realized at the corresponding national standards laboratory. This certificate may not be reproduced other than in full except with the prior written approval of the DQE Services Co., Ltd.

Uncontrolled Document

FM-708-02 R01 1/11/2021

REPORT OF CALIBRATION

Certificate No. : SP22-016

Page 2 of 5

Environment Condition : Ambient Temperature 25 ± 5 °CRelative humidity 55 ± 20 %RH**Calibration method :** In-house method CP-01 Based on ASTM E275-08**Certified Reference Materials :**

Material	Serial No.	Certificate No.	Due date
Absorbance Standard set	25760	95935	22 October 2023
Absorbance Standard set	25757	95929	22 October 2023
Wavelength Standard set	25806	95916	22 October 2023
Wavelength Standard set	25758	95915	22 October 2023

Traceability : This certification is traceable to the International System of Unit maintained at National -

Institute of Standards and Technology (NIST) through Starna Scientific Limited

Spectral Band Width of UUC : 1.5 nm.**Scan Speed of UUC :** 90 nm/min**Scan Interval of UUC :** 0.15 nm.**Resolution of UUC :** Photometric 0.0001 Abs.

Wavelength 0.1 nm.

REPORT OF CALIBRATION

Certificate No. : SP22-016

Page 3 of 5

Calibration Results : Without adjustment

Photometric Accuracy :

Wavelength (nm.)	CRMs Values (Abs)	UUC Reading (Abs)	Correction (Abs)	Uncertainty (Abs)	Coverage factor <i>k</i>
420	0.0000	0.0000	0.0000	0.0028	2.00
	0.5787	0.5755	0.0032	0.0031	2.00
	1.0490	1.0436	0.0054	0.0029	2.00
	2.1900	2.1847	0.0053	0.0075	2.00
440	0.0000	0.0000	0.0000	0.0028	2.00
	0.5607	0.5588	0.0019	0.0034	2.00
	1.0247	1.0232	0.0015	0.0035	2.00
	2.1229	2.1211	0.0018	0.0082	2.00
465	0.0000	0.0000	0.0000	0.0028	2.00
	0.5236	0.5197	0.0039	0.0029	2.00
	0.9634	0.9625	0.0009	0.0028	2.00
	1.9763	1.9752	0.0011	0.0070	2.00
546.1	0.0000	-0.0001	0.0001	0.0028	2.00
	0.5191	0.5171	0.0020	0.0031	2.00
	1.0003	0.9984	0.0019	0.0033	2.00
	1.9987	1.9946	0.0041	0.0084	2.00
590	0.0000	0.0000	0.0000	0.0028	2.00
	0.5523	0.5509	0.0014	0.0030	2.00
	1.0809	1.0799	0.0010	0.0029	2.00
	2.0391	2.0329	0.0062	0.0080	2.00
635	0.0000	0.0000	0.0000	0.0028	2.00
	0.5601	0.5584	0.0017	0.0031	2.00
	1.0512	1.0498	0.0014	0.0029	2.00
	1.9294	1.9265	0.0029	0.0082	2.00

Uncontrolled Document

REPORT OF CALIBRATION

Certificate No. : SP22-016

Page 4 of 5

Photometric Accuracy :

Wavelength (nm.)	CRMs Values (Abs)	UUC Reading (Abs)	Correction (Abs)	Uncertainty (Abs)	Coverage factor <i>k</i>
235	0.0000	0.0001	-0.0001	0.0050	2.00
	0.7478	0.7421	0.0057	0.0056	2.00
257	0.0000	0.0000	0.0000	0.0050	2.00
	0.8686	0.8619	0.0067	0.0059	2.00
313	0.0000	0.0000	0.0000	0.0050	2.00
	0.2912	0.2896	0.0016	0.0051	2.00
350	0.0000	0.0000	0.0000	0.0050	2.00
	0.6448	0.6403	0.0045	0.0055	2.00

REPORT OF CALIBRATION

Certificate No. : SP22-016

Page 5 of 5

Wavelength Accuracy :

CRMs Values (nm.)	UUC Reading (nm.)	Correction (nm.)	Uncertainty (nm.)	Coverage factor <i>k</i>
241.72	242.0	-0.28	0.18	2.00
279.45	279.5	-0.05	0.18	2.00
287.81	287.5	0.31	0.18	2.00
334.06	333.5	0.56	0.18	2.00
360.93	360.5	0.43	0.18	2.00
418.59	418.0	0.59	0.18	2.00
445.94	445.4	0.54	0.18	2.00
453.66	453.2	0.46	0.18	2.00
460.02	459.7	0.32	0.18	2.00
536.59	536.2	0.39	0.18	2.00
637.98	638.3	-0.32	0.18	2.00
431.38	431.0	0.38	0.18	2.00
472.50	472.5	0.00	0.18	2.00
513.47	513.5	-0.03	0.18	2.00
528.88	528.5	0.38	0.18	2.00
573.17	573.0	0.17	0.18	2.00
585.35	585.0	0.35	0.20	2.00
684.40	684.7	-0.30	0.18	2.00
740.72	740.8	-0.08	0.20	2.00
748.55	748.5	0.05	0.18	2.00
807.03	807.3	-0.27	0.18	2.00
879.28	879.0	0.28	0.18	2.00

Remark : - UUC = Unit Under Calibration

- N/A = Not Available

- The result expanded uncertainty of measurement U is stated as the standard uncertainty of measurement multiplied by the coverage factor k ,

which for a normal distribution corresponds to a coverage probability of approximately 95%

- * Indicates non TISI accredited

- End of Certificate - **Uncontrolled Document**